



Psathyrella hirta

Fungi, Dikarya, Basidiomycota, Agaricomycotina, Agaricomycetes, Agaricomycetidae, Agaricales, Psathyrellaceae

Legitimate

Peck 1897

Aktueller Name gem. MycoDB: Psathyrella hirta Peck, Annual Report on the New York State Museum of Natural History 50: 107 (1897) [MB182505]

Taxonomische Synonyme:

Psathyra coprobia J.E. Lange ex J.E. Lange, Flora Agaricina Danica 4: 93 (1939) [MB261888]

Psathyrella coprobia (J.E. Lange) A.H. Sm., Contributions from the University of Michigan Herbarium 5: 44 (1941) [MB290030]

Drosophila coprobia (J.E. Lange) Kühner & Romagn., Flore Analytique des Champignons Supérieurs: 355 (1953) [MB296980]

Psathyra semivestita var. coprobia J.E. Lange, Dansk botanisk Arkiv 9 (1): 7 (1936) [MB116839]

makroskopisch

Sporenfarbe / Sporenpulver (Abwurf)

Dunkelbraun

botanisch / ökologisch

Standort

Viehweide

mikroskopisch

Sporenmerkmale

Mit deutlichem Keimporus

Hutdeckschicht

Aus birnenförmigen Zellen

Cheilozystiden

Flaschenförmig

Gattung/en:


Psathyrella

<https://www.mycopedia.ch/pilze/1076.htm>



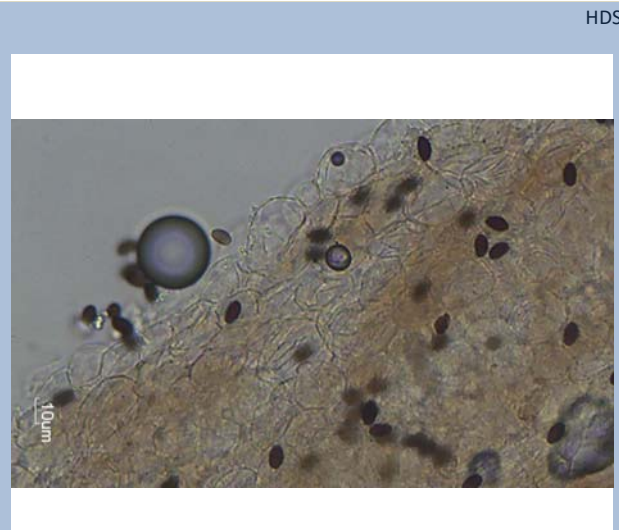
Psathyrella hirta

Fungi, Dikarya, Basidiomycota, Agaricomycotina, Agaricomycetes, Agaricomycetidae, Agaricales, Psathyrellaceae




Flammer, T©

2712 09.08.2012



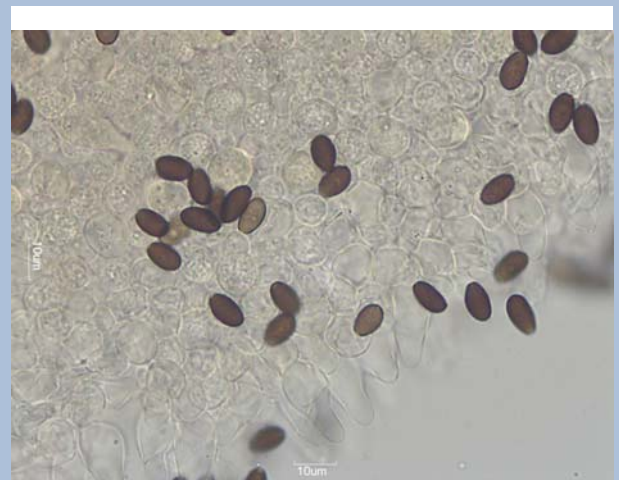
Flammer, T©

11704 16.11.2020



Flammer, T©

2713 09.08.2012



Flammer, T©

2714 16.11.2020



Psathyrella hirta

Fungi, Dikarya, Basidiomycota, Agaricomycotina, Agaricomycetes, Agaricomycetidae, Agaricales, Psathyrellaceae

