



## Psathyrella leucotephra

## Ringfaserling

Fungi, Dikarya, Basidiomycota, Agaricomycotina, Agaricomycetes, Agaricomycetidae, Agaricales, Psathyrellaceae

Legitimate (Berk. & Broome) P.D. 1960  
Orton

Aktueller Name gem. MycoDB: Candolleomyces leucotephrus (Berk. &amp; Broome) D. Wächt. &amp; A. Melzer, Mycological Progress 19 (11): 1233 (2020) [MB832272]

Basionym: Agaricus leucotephrus Berk. &amp; Broome, Annals and Magazine of Natural History 6: 468 (1870) [MB375165]

Obligate Synonyme:

Psathyrella leucotephra (Berk. &amp; Broome) P.D. Orton, Transactions of the British Mycological Society 43 (2): 180 (1960) [MB102022]

Psathyra leucotephra (Berk. &amp; Broome) G. Bertrand, Bulletin de la Société Mycologique de France 29: 187 (1913) [MB102021]

Hypholoma leucotephrum (Berk. &amp; Broome) Sacc., Sylloge Fungorum 5: 1040 (1887) [MB174043]

Drosophila leucotephra (Berk. &amp; Broome) Kühner &amp; Romagn., Flore Analytique des Champignons Supérieurs: 367 (1953) [MB296993]

Psathyra leucotrephe (Berk. &amp; Broome) G. Bertrand (1913) [MB278150]

Psathyrella leucotrephe (Berk. &amp; Broome) P.D. Orton (1960) [MB278163]

makroskopisch

**Fruchtkörper / Habitus / Wachstumsform**

Büschelig

**Hutmerkmale**

Hygrophan

botanisch / ökologisch

**Standort**

Esche

mikroskopisch

**Sporenmasse**

8,5-10,5 x 6-7 µm

**Sporenform**

Breitoval bis teilweise etwas nierenförmig

**Sporenmerkmale**

Ohne Keimporus

**Hutdeckschicht**

Mit runden Zellen

**Cheilozystiden**

Utriform

Varia

**Bestimmt als**

Psathyrella leucotephrus


**Gattung/en:**Psathyrella <https://www.mycopedia.ch/pilze/1076.htm>**Siehe auch**Britzelmayria multipedata <https://www.mycopedia.ch/pilze/8199.htm>



Psathyrella leucotephra

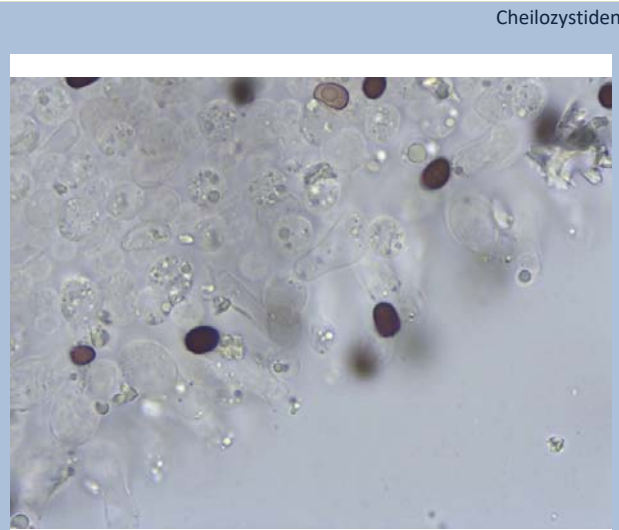
Ringfaserling

Fungi, Dikarya, Basidiomycota, Agaricomycotina, Agaricomycetes, Agaricomycetidae, Agaricales, Psathyrellaceae



Flammer, T©


3729 15.08.2013



Cheilozytisten

Flammer, T©

3731 15.08.2013



Flammer, T©

4589 27.07.2014



Flammer, T©

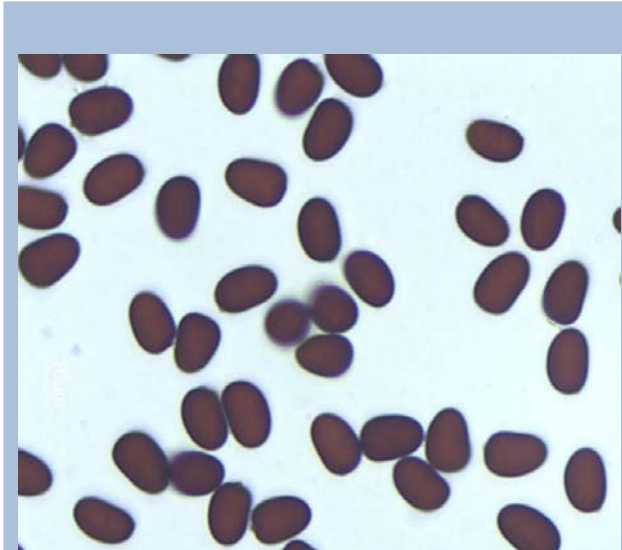
4718 03.08.2014



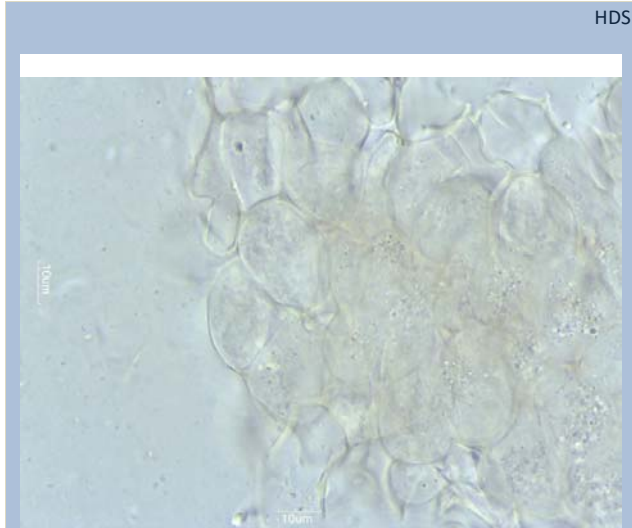
Psathyrella leucotephra

Ringfaserling

Fungi, Dikarya, Basidiomycota, Agaricomycotina, Agaricomycetes, Agaricomycetidae, Agaricales, Psathyrellaceae



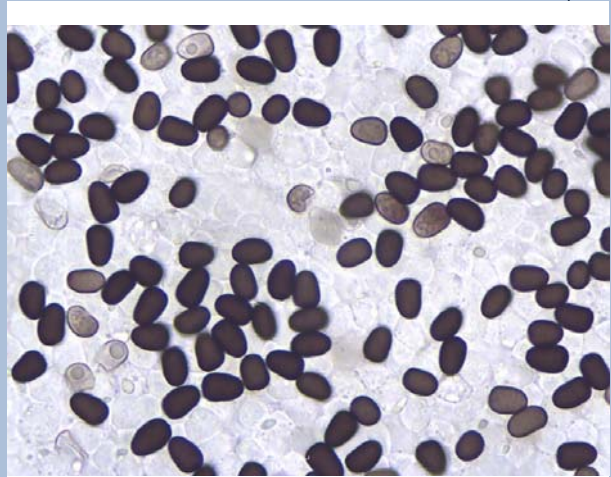
Flammer, T© 3734 27.07.2014



HDS

Flammer, T© 3732 17.08.2013

Sporen teilweise etwas nierenförmig  
Sporen



Flammer, T© 3730 03.08.2014