



Schizothecium conicum

Fungi, Dikarya, Ascomycota, Pezizomycotina, Sordariomycetes, Sordariomycetidae, Sordariales, Schizotheciaceae

Legitimate (Fuckel) N. Lundq. 1972

Aktueller Name gem. MycoDB: Schizothecium conicum (Fuckel) N. Lundq., Symbolae Botanicae Upsalienses 20 (1): 253 (1972) [MB323132]

Basionym: Cercophora conica Fuckel, Jahrbücher des Nassauischen Vereins für Naturkunde 23-24: 245 (1870) [MB202758]

Obligate Synonyme:

Podospora conica (Fuckel) A.E. Bell & Mahoney, Mycologia 87: 379 (1995) [MB413861]

Neoschizothecium conicum (Fuckel) S.K. Huang & K.D. Hyde, Fungal Diversity 111: 539 (2021) [MB558328]

Taxonomische Synonyme:

Sordaria curvula de Bary, Morphologie und Physiologie der Pilze, Flechten und Myxomyceten: 209 (1868) [MB234859]

Podospora curvula (de Bary) Niessl, Hedwigia 22: 156 (1883) [MB101555]

Pleurage curvula (de Bary) Kuntze, Revisio generum plantarum 3 (3): 505 (1898) [MB356758]

Sphaeria curvula (de Bary ex G. Winter) anon. ined. (1883) [MB465716]

Sordaria curvula var. coronata G. Winter, Botanische Zeitung 31: 485 (1873) [MB138902]

Sordaria curvula f. coronata (G. Winter) Masee & Crossl. (?) [MB465719]

makroskopisch

Substrat

Dung

Perithezien

Konisch

mikroskopisch

Sporenlänge

27 - 30 x 14 - 15 µm

Sporenmerkmale

Mit langen Pedizellen

Sporen pro Ascus

8

Haare

Verklebt zu dreieckigen Gruppen > 50 - 100 µm

Gattung/en:

Schizothecium

<https://www.mycopedia.ch/pilze/11506.htm>




Schizothecium conicum

Fungi, Dikarya, Ascomycota, Pezizomycotina, Sordariomycetes, Sordariomycetidae, Sordariales, Schizotheciaceae



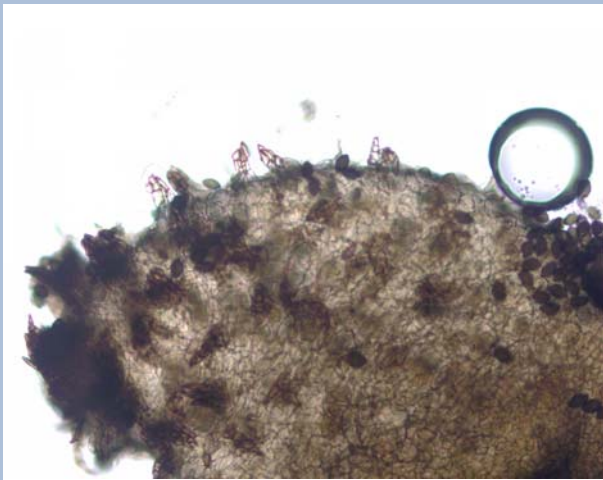
Flammer, T©

15066 16.05.2023



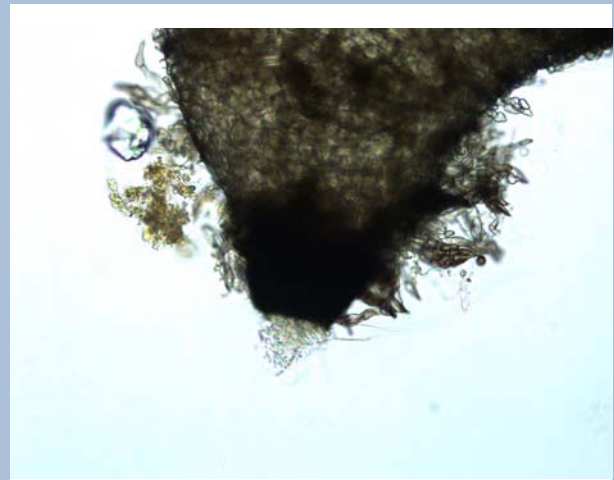
Flammer, T©

14952 27.04.2023



Flammer, T©

14953 16.04.2023




Flammer, T©

15063 27.04.2023



Schizothecium conicum

Fungi, Dikarya, Ascomycota, Pezizomycotina, Sordariomycetes, Sordariomycetidae, Sordariales, Schizotheciaceae



Flammer, T©

14954 27.04.2023



Flammer, T©

14955 16.04.2023



Flammer, T©

15064 27.04.2023