



Schizothecium tetrasporum

Fungi, Dikarya, Ascomycota, Pezizomycotina, Sordariomycetes, Sordariomycetidae, Sordariales, Schizotheciaceae

Legitimate (G. Winter) N. Lundq. 1972

Aktueller Name gem. MycoDB: Schizothecium tetrasporum (G. Winter) N. Lundq., Symbolae Botanicae Upsalienses 20 (1): 256 (1972) [MB323145]

Basionym: Sordaria tetraspora G. Winter, Hedwigia 10 (11): 161 (1871) [MB225188]

Obligate Synonyme:

Podospora tetraspora (G. Winter) Cain, Canad. J. Bot. 40 (3): 460 (1962) [MB337430]

Pleurance tetraspora (G. Winter) Griffiths, Memoirs of the Torrey Botanical Club 11: 62 (1901) [MB630540]

Neoschizothecium tetrasporum (G. Winter) S.K. Huang & K.D. Hyde, Fungal Diversity 111: 540 (2021) [MB558342]

Taxonomische Synonyme:

Podospora minuta f. tetraspora G. Winter (?) [MB494436]

Sordaria minuta f. tetraspora (G. Winter) W. Phillips & Plowr. (?) [MB439096]

Pleurance minuta f. tetraspora C. Moreau (?) [MB494431]

makroskopisch

Substrat

Gemäss Pilzforum einer der häufigsten Pyrenomyceten auf Dung.

Sporenfarbe / Sporenpulver (Abwurf)

Unreif hellgrau, dann schwarz-braun

botanisch / ökologisch

Vorkommen / Häufigkeit / Saison

Gemäss Pilzforum einer der häufigsten Pyrenomyceten auf Dung.

mikroskopisch

Sporenmasse

18.4 - 19.7 x 10.2 - 11.5 µm - Q: 1.70 - 1.83 (Ø LxB: 19.2 x 11.0 ØQ:1.8 AzM: 5)

Ascus

4sporig

chemisch

Barals

IKI-

Varia

Bemerkungen / Hinweise / Abstract

Sporen etwas kleiner als angegeben.

Bestimmt nach

Handbook of Ascomycota Vol Ia und Vol Ib - Wergen, Björn - Funghiparadise Production - Band 1a, Nr. 101

Microfungi on miscellaneous substrates - Ellis, Martin B; Ellis, Pamela J - The Richmond Publishing Co. Ltd. - 085546-248-5

Pilzporträt JPG

Schizothecium tetrasporum 01

https://www.mycopedia.ch/pilze/collagen/Schizothecium_tetrasporum_01.jpg

Gattung/en:

Schizothecium

<https://www.mycopedia.ch/pilze/11506.htm>

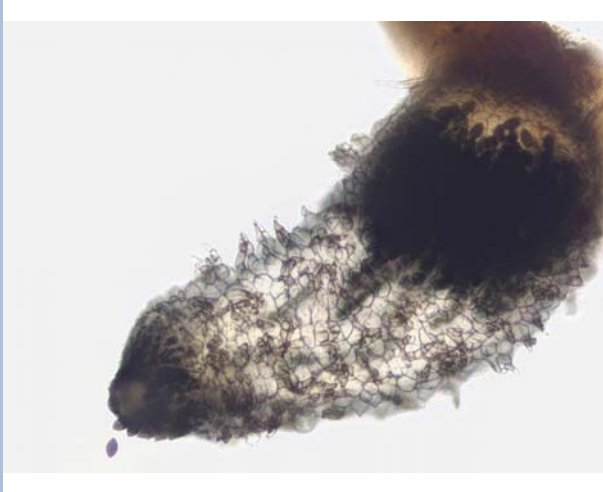
Links

[https://www.biodiversidadvirtual.org/hongos/Schizothecium-tetrasporum-\(G.-Winter\)-N.-Lundq.-1972-img87947.html](https://www.biodiversidadvirtual.org/hongos/Schizothecium-tetrasporum-(G.-Winter)-N.-Lundq.-1972-img87947.html)




Schizothecium tetrasporum

Fungi, Dikarya, Ascomycota, Pezizomycotina, Sordariomycetes, Sordariomycetidae, Sordariales, Schizotheciaceae



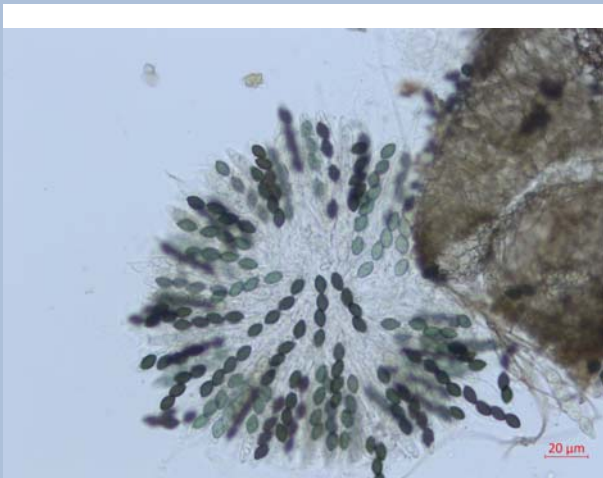
Flammer, T©

14911 22.04.2023



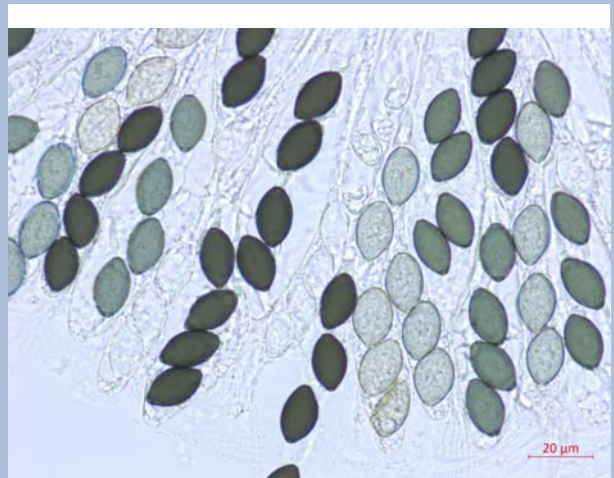
Flammer, T©

14912 12.04.2023



Flammer, T©

14913 12.04.2023



Flammer, T©

14914 12.04.2023