



## Trechispora mollusca cf

## Weicher Stachelsporling

Fungi, Dikarya, Basidiomycota, Agaricomycotina, Agaricomycetes, Trechisporales, Hydnodontaceae

Legitimate (Pers.) Liberta 1973

Aktueller Name gem. MycoDB: Trechispora mollusca (Pers.) Liberta, Canadian Journal of Botany 51 (10): 1878 (1973) [MB324821]

Basionym: Boletus molluscus Pers., Synopsis methodica fungorum: 547 (1801) [MB439698]

Obligate Synonyme:

Fibuloporia mollusca (Pers.) Bondartsev &amp; Singer, Mycologia 36 (1): 67 (1944) [MB286461]

Cristella mollusca (Pers.) Donk, Persoonia 5 (1): 97 (1967) [MB329336]

Leptoporus molluscus (Pers.) Pat., Essai taxonomique sur les familles et les genres des Hyménomycètes: 85 (1900) [MB102277]

Polyporus molluscus (Pers.) Fr., Observationes mycologicae 1: 129 (1815) [MB375248]

Poria mollusca (Pers.) Cooke, Grevillea 14 (72): 109 (1886) [MB146406]

Physisporus molluscus (Pers.) Chevall., Flore Générale des Environs de Paris 1: 263 (1826) [MB472321]

Taxonomische Synonyme:

Poria epiphylla Pers., Observationes mycologicae 2: 15 (1800) [MB217176]

Boletus molluscus var. epiphyllus (Pers.) Pers., Synopsis methodica fungorum: 547 (1801) [MB498175]

Polyporus molluscus var. epiphyllus (Pers.) Pers., Mycologia Europaea 2: 109 (1825) [MB650644]

Polyporus gordoniensis Berk. &amp; Broome, Annals and Magazine of Natural History ser. 3, 15: 319 (1865) [MB440367]

Poria gordoniensis (Berk. &amp; Broome) Sacc., Sylloge Fungorum 6: 312 (1888) [MB196185]

makroskopisch

**Hymenium**

Irpicoid

**Sporenfarbe / Sporenpulver (Abwurf)**

Weiss

mikroskopisch

**Sporenmasse**

3.2 - 3.8 x 2.8 - 3.2 µm - Q: 1.00 - 1.30 (Ø LxB: 3.6 x 3.0 ØQ:1.2 AzM: 15)

**Sporenform**

Subglobos-stachelig-warzig

**Sporenmembran, Oberfläche, Skulptur**

Warzig-stachelig

**Hyphen / Hyphensystem**

Monomitisch, mit zahlreichen Schnallen

chemisch

**Chemische Reaktionen**

Sporen cyanophil

Varia

**Bestimmt nach**

Polypores de France et d'Europe - Rivoire, Bernard - Mycopolydev - 978-2-9571044-0-6


**Gattung/en:**Trechispora <https://www.mycopedia.ch/pilze/7545.htm>**Links**Pilzflora Ehingen <http://www.pilzflora-ehingen.de/pilzflora/arthtml/tmollusca.php>



Trechispora mollusca cf

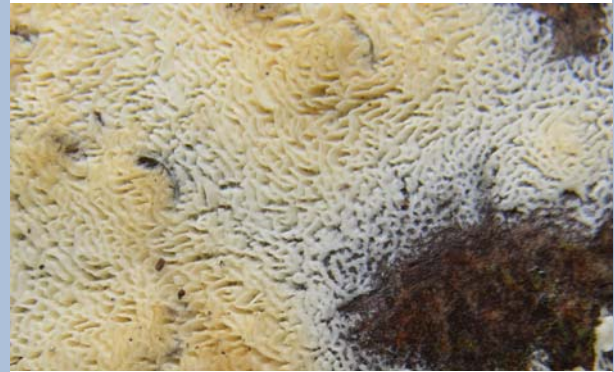
Weicher Stachelsporling

Fungi, Dikarya, Basidiomycota, Agaricomycotina, Agaricomycetes, Trechisporales, Hydnodontaceae



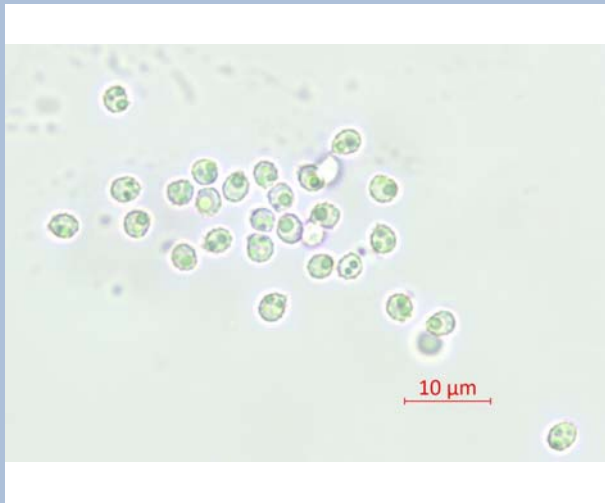
Flammer, T©

15074 30.04.2023



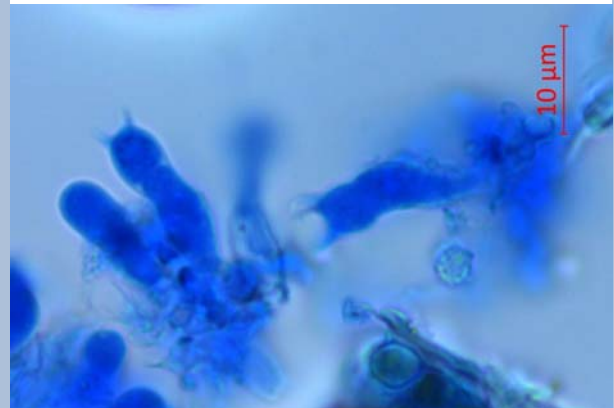
Flammer, T©

15077 30.04.2023



Flammer, T©

15075 30.04.2023



Flammer, T©

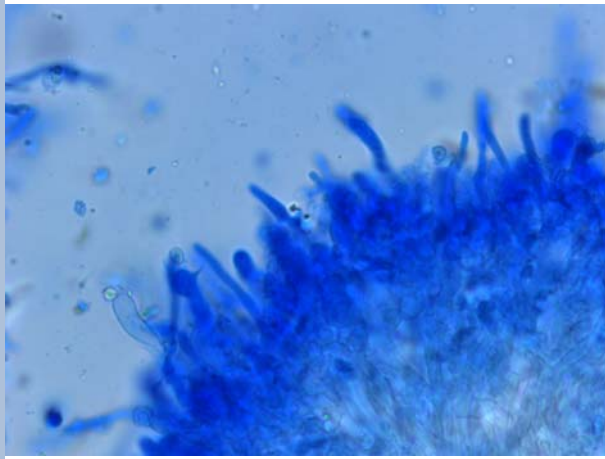
15076 30.04.2023



Trechispora mollusca cf

Weicher Stachelsporling

Fungi, Dikarya, Basidiomycota, Agaricomycotina, Agaricomycetes, Trechisporales, Hydnodontaceae



Flammer, T©

15078 30.04.2023